



Polyamp PU600-series 550 to 600 W

INPUT / OUTPUT

- Wide input voltage ranges
- Input ranges from 20 to 270 Vd.c.
- Single outputs from 12 to 48 Vd.c.
- Reverse input voltage protection

OPERATION

- Operating temperature range -25 to +55 °C
- High efficiency > 88%
- Fully encapsulated, meets IP20 as standard.
- Convection cooled

FEATURES

- Current sharing
- Extra output with series diode
- External output voltage sense
- Inrush current limit
- Overvoltage protection OVP
- Alarm circuit with relay
- Inhibit input / Power down
- Output voltage adjustable on frontpanel

EMC

- EN IEC 61000-6-3, Emission.
- EN IEC 61000-6-2, Immunity.
- EN IEC 61000-4-4, 4 kV.
- EN IEC 61000-4-5 level 2 & 3.

INPUT		
Nominal inputs	Input range	Code
24, 48 Vd.c.	20-60 V	B
72, 96, 110, 127 Vd.c.	50-150 V	C
110, 127, 220, 250 Vd.c.	90-270 V	D

Input voltages meeting train standard EN50155 IEC60571, can be made on demand.

For 36 V use input code B.

For 110 V use input code C.

OUTPUT		
Voltage	Current	Power
12 V	40.0 A	480 W
13.8 V	40.0 A	552 W
15 V	40.0 A	600 W
24 V	25.0 A	600 W
48 V	12.5 A	600 W

OUTPUT RATING & TYPE CODE

OUTPUT			20 - 60 V	50 - 150 V	90 - 270 V
Voltage	Current	Power			
12 V	40.0 A	480 W	PU600B12	PU600C12	PU600D12
13.8 V	40.0 A	552 W	PU600B13.8	PU600C13.8	PU600D13.8
15 V	40.0 A	600 W	PU600B15	PU600C15	PU600D15
24 V	25.0 A	600 W	PU600B24	PU600C24	PU600D24
48 V	12.5 A	600 W	PU600B48	PU600C48	PU600D48

How to read our product code:

Example PU600B12

PU600 = Family code

B = input voltage code B

12 = Output voltage 12 V

FEATURES

Current Sharing

Current sharing is used to balance the load between up to 10 units working in parallel. Even more units can be paralleled with special care. Contact Polyamp.

Extra output with series diode

Use the series diode output when the output is connected in parallel with other power supplies to achieve redundancy.

External output voltage sense

External sense is used when the voltage regulation at the load is critical. The sense can compensate voltage drops up to 5% of the nominal voltage.

Inrush current limit

Models with input code C and D have an active inrush current limit. $I_{peak} < 6 \times I_{nom}$.

Over voltage protection OVP

The output voltage is limited to 15% over nominal output voltage by an extra regulation circuit.

Over / Under voltage alarm

The built in relay changes to alarm state if the converter output voltage is not within 90% to 115% of nominal output. The user can select NO or NC relay function. The relay rating is 30V 0.5A (d.c. or a.c.)

Inhibit input / Power down

The converter will shutdown if the inhibit input is short-circuit by a relay or electrical switch. The current through the short-circuit is 20mA. Note that there is no electrical isolation between the inhibit and the output.

Reverse input voltage protection

All PU600 has input reverse protection. On input code B with a parallel diode, which is dimensioned to blow an external input fuse. Other inputs use an input series thyristor.

OPTIONAL FEATURES

Conformally coating

For environment with high non condensing humidity max 98% RH.

EN IEC61000-4-5 level 4

Input filter to meet level 4 of 61000-4-5 (+/-2kV line to line, 4kV line to ground).

Train input

Input voltage range according to train standard EN50155 and IEC60571.

Mounting bracket L-300-1

See figure 3.

Vertical mount 19"-rack

Up to 4 units can be mounted vertically with L480-2, see figure 2.

GENERAL DATA / INPUT DATA

LABEL	VALUE
Design topology	Push-Pull
Switching frequency	30 kHz
Emission / Immunity	See page 4
Safety EN IEC 60950	Class I
Max. accepted input ripple ¹ 50-400 Hz	2 % of nominal voltage
Input power at no load	<15 W
Reverse input voltage protection	
B input code	Parallel diode
C, D input code	Thyristor
Dimensions (D x W x H)	337 x 420 x 86 mm
Weight	10 kg

1. Higher ripple affects the input, contact factory

2. The output ripple might increase to 0.5% RMS of V_{out} , when EN IEC 61000-4-3, 10 V/m test is applied.
3. Lowest efficiency measured within the whole input voltage range at 100% load.
4. Contact factory for derating as depends on model. The alarm relay can not be used at +70 °C

OUTPUT DATA

LABEL	VALUE
Source regulation	0.1%
Load regulation (0 to 100% load)	0.3%
Transient recovery time for 10 to 90% load step to within 3% of nominal output voltage.	<3 ms
Output ripple (60 kHz) ²	Typ. 30 mV p-p
Input ripple attenuation to output (50 to 400 Hz)	150:1
Emission / Immunity	See page 4
Temperature coefficient	0.02%/°C
Min output adjustment range adjustable with a 15 turn potentiometer	95 - 110%
Current limit, rectangular	105%
Remote sense	Yes
Soft start	Yes
Start-up time	1 s
Hold-up time, contact factory	2 - 25 ms
Efficiency ³	85 - 91 %
Operating temperature range at 100% load. (Convection cooling) with derating ⁴	-25 to +55 °C -25 to +70 °C
Storage temperature range	-40 to +85 °C

MECHANICAL DRAWING

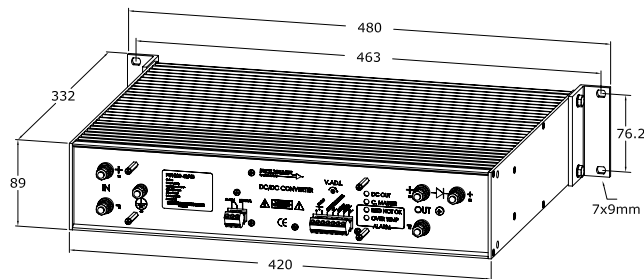
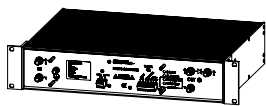
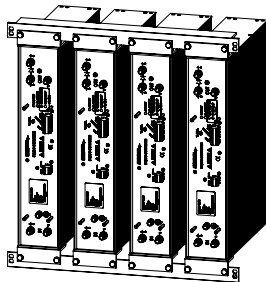


Figure 1. Dimensions

Weight: 10 kg



Single unit PU600/1000 mounted as
one 19" unit using standard brackets
L89-1



4 units PU600/1000 mounted vertically,
using standard L89-1 brackets and
L480-2 (Optional).

↑
PU600/1000 wall mounted.
Using standard brackets L89-1
(Please note only vertical mounting
is recommended)

PU600/1000 wall mounted.
Using mounting brackets L300-1
(Optional)

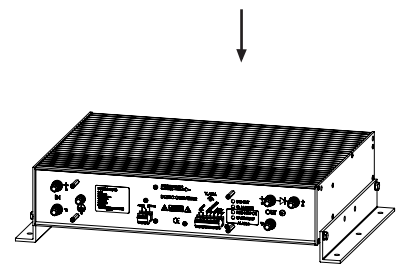


Figure 2. 19"-rack mounting

Figure 3. Wall and chassis mounting

CE MARK

PU600 meets the requirements defined by CE mark as apparatus.

PU600 meets requirements of EMC directive and low voltage directive (LVD) and RoHS II directive.

The PU600 family is in respect to EMC, a stand alone unit can also be installed in any other environment by a professional installer.

Please note that product standards can demand different levels or other basic standard tests. We test according to levels below. For higher levels or other tests, contact factory.

SAFETY STANDARD EN/IEC 60950

ISOLATION TESTABLE LEVELS		TEST VOLTAGE
Safety class / Installation category		Class II / Class I
Input / Output	Input code: B	2 kVd.c.
	Input code: C, D	2.5 kVa.c. / 4 kVd.c.
Input / Alarm	Input code: B	2 kVd.c.
	Input code: C, D	2.5 kVa.c. / 4 kVd.c.
Input / Case	Input code: B	2 kVd.c.
	Input code: C, D	2.5 kVa.c. / 4 kVd.c.
Alarm / Case	Input code: B	2 kVd.c.
	Input code: C, D	2.5 kVa.c. / 4 kVd.c.
Output / Case on <75 Vd.c. output		2 kVd.c.
Output / Alarm		2 kVd.c.
Output / Case on >75 Vd.c. output		2.5 kVa.c. / 4 kVd.c.

EMC

EMC STANDARDS	EMC PERFORMANCE		REMARKS
Emission standards	EN IEC 61000-6-3		Commercial and light-industrial environments
	Input	Output	
EN 55016 CISPR16 (0.15-30 MHz)	OK	OK	opt. EN 55022 level B
EN 55016 CISPR16 (30-1000 MHz)	OK		Enclosure test
Immunity standards	EN IEC 61000-6-2		Industrial environments
EN IEC 61000-4-2	8 kV / 15 kV		Contact / air, Enclosure test
EN IEC 61000-4-3	10 V/m AM-Modulated		Output ripple can increase to 0.5% of Vout, Enclosure test
EN IEC 61000-4-4	± 4 kV	± 4 kV	
EN IEC 61000-4-5, Input code B	± 0.5 kV / ± 1 kV	± 0.5 kV / ± 1 kV	Line-line 2 Ω / Line-case 12 Ω
EN IEC 61000-4-5, Input code C ¹ , D ¹	± 1 kV / ± 2 kV	± 0.5 kV / ± 1 kV	Line-line 2 Ω / Line-case 12 Ω
EN 50121-3-2 IEC 62236-3-2	± 1 kV / ± 2 kV	± 1 kV / ± 2 kV	Line-line 42 Ω / Line-case 42 Ω
EN IEC 61000-4-6	10 V _{RMS}	10 V _{RMS}	AM-Modulated
EN IEC 61000-4-8	Not sensitive		Enclosure test
EN IEC 61000-4-10	Not sensitive		Enclosure test

1. Higher level 2 kV / 4 kV with external filters, contact factory.

We use the EMC product standard "Low voltage power supplies DC output" EN 61204-3 as base for measurement principles. The Immunity EMC levels are elevated in order to comply to EN 50121-3-2 (IEC 62236-3-2) Railway application: Rolling stock – Apparatus, and EN 50121-4 (IEC 62236-4) Railway application: Signaling and telecommunication apparatus. Also to meet relevant parts of IEC 61000-6-5 Generic Standards – Immunity for power stations and substation environments.



- A secure part of your system

HEAD OFFICE

Polyamp AB
Box 925
SE-191 29 Sollentuna
Sweden
Phone: +46 8 594 693 00
Telefax: +46 8 594 693 05

SALES OFFICE

Polyamp AB
Box 229
SE-597 25 Åtvidaberg
Sweden
Phone: +46 120 854 10
Telefax: +46 120 854 05

SALES OFFICE

Switch Craft S.A
Ruel bel Air 63
CH-2300 La Chaux-de-fonds
Switzerland
Phone: +41 32 96 78800
Telefax: +41 32 96 78809

Email: info@polyamp.se
www.polyamp.com